

POWER BANK

USER MANUAL

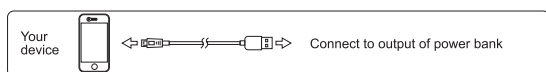
Features

- Meeting your emergency and mobile charging needs;
- Suitable for nearly all kinds of mobile phones and digital products with USB connector;
- Built-in protection ICs to avoid over-charge, over-discharge, over-current and short circuit;
- Intelligent power management solution for steadiness and high efficiency.

Operation Instructions:

- To charge your device:

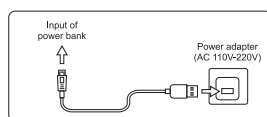
Connect your device to the output of power bank, using a USB cable (see picture below).



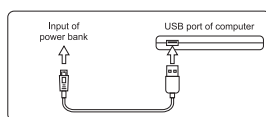
- To charge power bank

Method I: connect input of power bank to power adapter, using a micro USB cable (see picture 1)

Method II: connect input of power bank to the computer, using a micro USB cable (see picture 2)



Picture 1



Picture 2

USER MANUAL

Troubleshooting

Q: Unable to charge power bank.

A1: Check if power adapter is the right one, and if the connecting cable and connector work well.

Q: Power bank unable to charge your device.

A1: Power bank voltage is too low, please charge it first.

A2: Your device voltage is not compatible with power bank output voltage, please check your device voltage.

A3: Wrong connection between your device and the power bank, or unqualified connecting cable and connector.

Please check them and use qualified ones.

A4: Power bank failure, please contact your local distributor.

Tips:

- Please charge power bank once at least every 3 months if not used for a long time.
- When used, power bank gets a bit hot. It is normal if the temperature is not over 60 degrees Celsius (140 degrees Fahrenheit).
- Keep power bank dry, do not wipe with chemical cleansers.
- Take care of the environment, please recycle power bank at a designated place, do not dispose it randomly.

Important

- Keep children and unqualified users out of reach of power bank, unless they are accompanied and guided by qualified people.
- Do not crush, self-dismantle, stab, wet, dampen and squeeze power bank.
- Do not place power bank in high temperature conditions, which may lead to its failure or cause fire.
- Do not charge a device that is not compatible with the power bank, otherwise it might cause failure or fire.

POWER BANK

UPUTSTVO ZA UPOTREBU

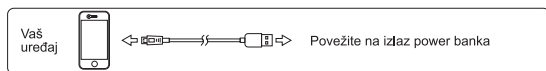
Karakteristike:

- Zadovoljava vaše potrebe za hitnim napajanjem i punjenjem mobilnih uređaja;
- Pogodno za gotovo sve vrste mobilnih telefona i digitalnih proizvoda sa USB priključkom;
- Ugrađeni zaštitni IC čipovi koji sprečavaju prekomerno punjenje, pražnjenje, prekomerni strujni udar i kratki spoj;
- Inteligentno rešenje za upravljanje energijom za stabilnost i visoku efikasnost.

Uputstvo za rad:

- Za punjenje vašeg uređaja:

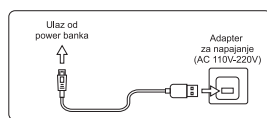
Povežite vaš uređaj sa izlazom power banka, koristeći USB kabl (pogledajte sliku ispod).



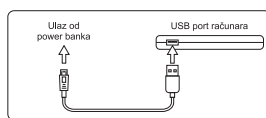
- Za punjenje power banka:

Metod 1: Povežite ulaz power banka sa adapterom za napajanje, koristeći mikro USB kabl (pogledajte sliku 1).

Metod 2: Povežite ulaz power banka sa računarnom, koristeći mikro USB kabl (pogledajte sliku 2).



Picture 1



Picture 2

UPUTSTVO ZA UPOTREBU

Problemi i rešenja

P: Ne možete da napunite power bank?

O: Proverite da li je adapter za napajanje ispravan, kao i da li kabl i konektor rade ispravno.

P: Power bank ne može da napuni vaš uređaj?

O1. Napon power banka je suviše nizak, molimo napunite power bank prvo.

O2. Napon vašeg uređaja nije kompatibilan sa naponom izlaza power banka, proverite napon vašeg uređaja.

O3. Pogrešno povezivanje između vašeg uređaja i power banka,

ili neispravan kabl i konektor. Proverite i koristite kvalifikovane kablove i konektore.

O4. Power bank je neispravan, molimo kontaktirajte vašeg lokalnog distributera.

Saveti:

- Molimo puniti power bank bar svaka 3 meseca ako ga ne koristite duže vreme.
- Kada se koristi, power bank može biti malo topao. To je normalno, dok temperatura ne pređe 60 stepeni Celzijusa (140 stepeni Farenhajta).
- Držite power bank suvim, nemojte ga brisati hemijskim sredstvima za čišćenje.
- Pazite na životnu sredinu, molimo vas da reciklirate power bank na odabranom mestu, nemojte ga odlagati nasumično.

Važno

- Držite decu i neobučene korisnike van dosega power banka, osim ako nisu pod nadzorom kvalifikovanih osoba.
- Nemojte drobiti, samostalno rastavljati, ubadati, vlažiti, dampeniti ili stiskati power bank.
- Nemojte stavljati power bank na visoke temperature, jer to može dovesti do kvara ili izazvati požar.
- Nemojte puniti uređaje koji nisu kompatibilni sa power bankom, jer to može dovesti do kvara ili požara.